

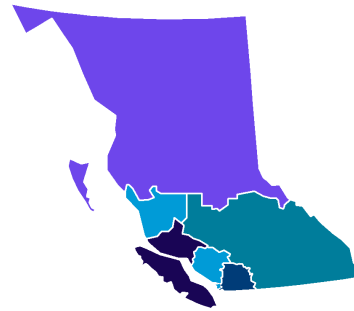
**In 2019, BC declared a syphilis outbreak.**

**2025** 1513 new cases  
26.4 rate per 100K population

**2024** 1983 new cases  
38.4 rate per 100K population

**Rate by health authority**  
% change vs 2024

- Northern: 52.4 ↓35.5%
- Coastal: 38.7 ↓29.3%
- Island: 25.3 ↓18.6%
- Interior: 18.8 ↓25.1%
- Fraser: 18.4 ↓14.0%



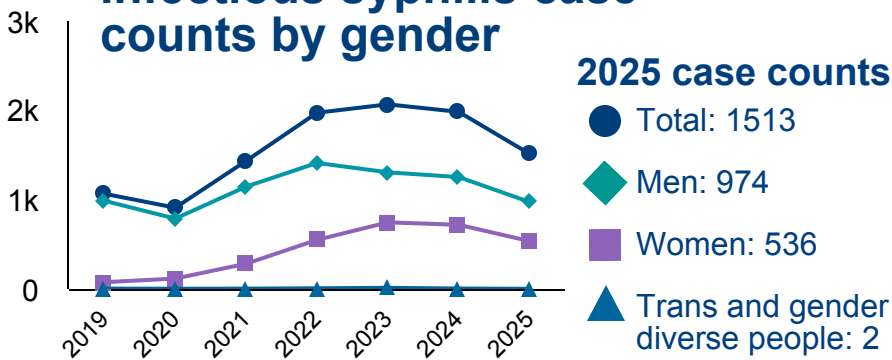
Highest rate was among 30-to-39 year-olds

35.4% of cases were female

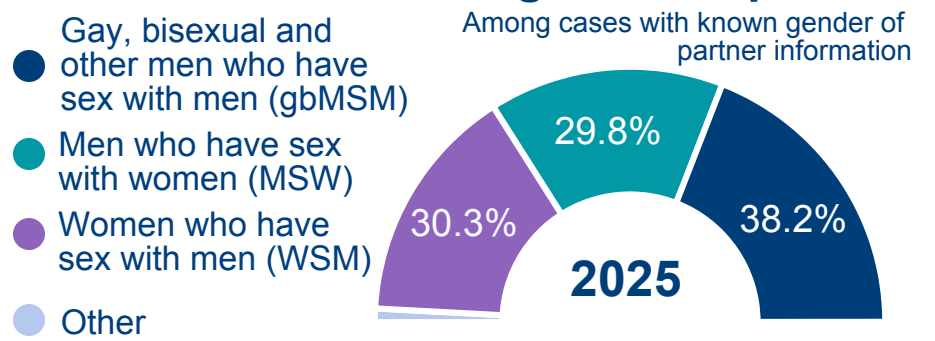
38.2% of cases identified as gbMSM

**In 2025, the infectious syphilis rate in BC decreased by 24.1%. Cases decreased among all genders, independent of gender of partner.**

## Infectious syphilis case counts by gender



## Gender & gender of partner



**92.3%** of cases initiated treatment within 30 days



Median time to treatment initiation

**7 days**

## Treatment completion

**Treatment completed**

78% WSM, 79% MSW, 87% gbMSM

**Partial treatment**

12% WSM, 10% MSW, 3.6% gbMSM

**Treatment not started**

3.7% WSM, 1.0% MSW, 1.6% gbMSM

## Time to treatment initiation

**% started treatment within 7 days**

WSM 42.9%

MSW 49.3%

gbMSM 68.6%

## Maternal and congenital syphilis remained a public health concern.

### Women of reproductive age (15-49 years)

**36.4** rate per 100K in 2025

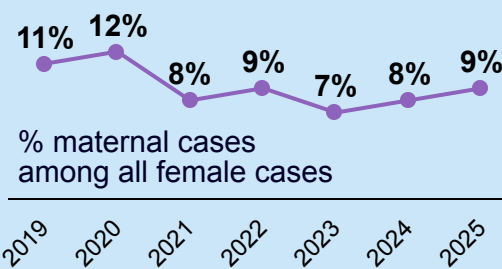
**↓26.0%** lower rate in 2025 vs 2024

**↑37.9%** higher rate in 2025 vs BC rate

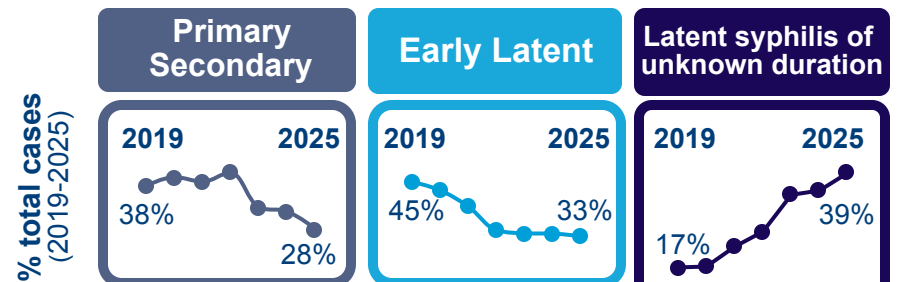
### Maternal syphilis cases

At least one pregnancy during duration of the case

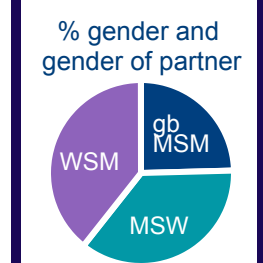
In 2025, the proportion of maternal syphilis cases among females have increased.



## A growing proportion of syphilis cases are latent syphilis of unknown duration.

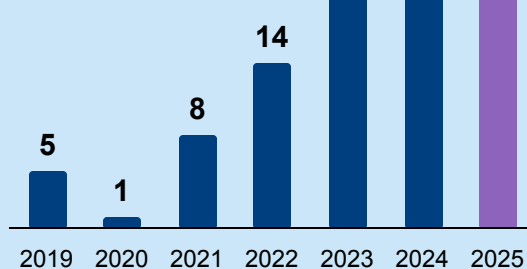


In 2025, latent syphilis of unknown duration (asymptomatic stage with no previous syphilis testing within one year of diagnosis) was the most common reported stage among MSW/WSM.



Syphilis in pregnancy

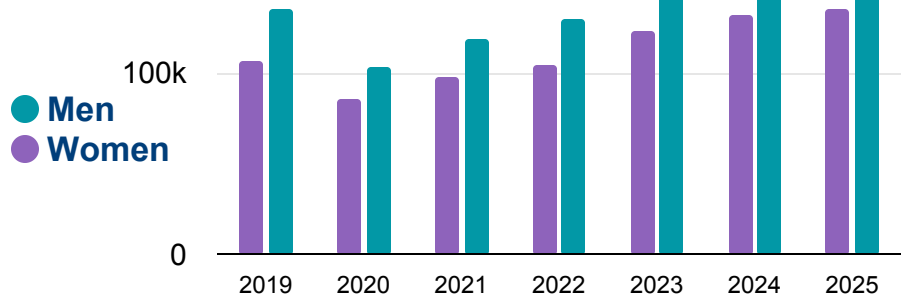
### Congenital syphilis case counts



Congenital case counts trended down in 2025, but remained high.

## Testing volumes for syphilis were at a historical high for both men and women.

### Syphilis testing episode counts



Testing volumes

Data used in this report are provisional and subject to change. Please refer to technical appendix for more information. This report includes treatment start dates up to and including November 30, 2025. A 30-day reporting lag is applied to syphilis treatment data to allow sufficient time for follow-up and treatment. Treatment completed category excludes cases where oral medications were prescribed. Testing episodes include all tests within a 30-day period. We recognize that gender identity is a complex social construct with real health impacts; gender-disaggregated data is available on request.

