

BC Influenza Surveillance

2017 - 2018 Season

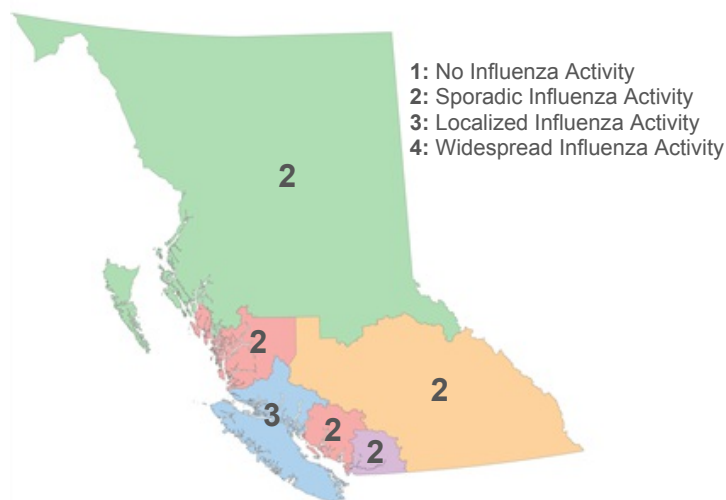
Week 17 (April 22 to April 28, 2018)



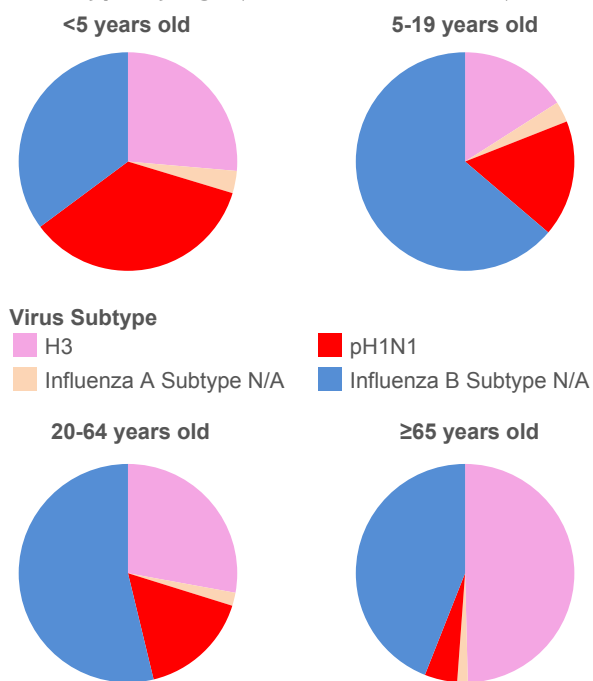
BC Centre for Disease Control
An agency of the Provincial Health Services Authority

- Influenza activity in BC continued at low levels in week 17
- Influenza positivity at the BCCDC Public Health Laboratory remained below 15%
- Influenza B comprised more than 35% of influenza detections
- Among influenza A detections, A(H3N2) remains the dominant subtype; however, A(H1N1)pdm09 has also been detected
- Other community ILI indicators were at or below expected seasonal levels

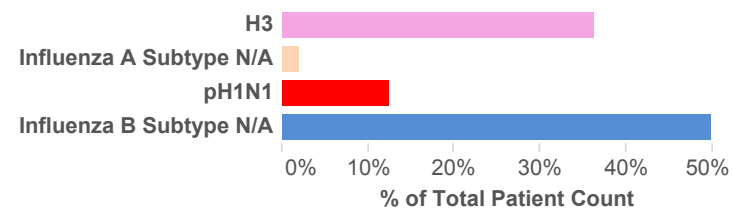
Influenza Activity Level by Health Authority



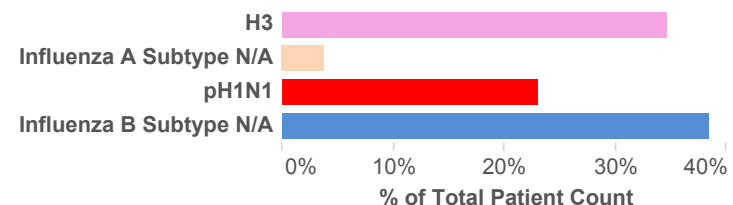
Virus Subtype by Age (2017-18 Season YTD)



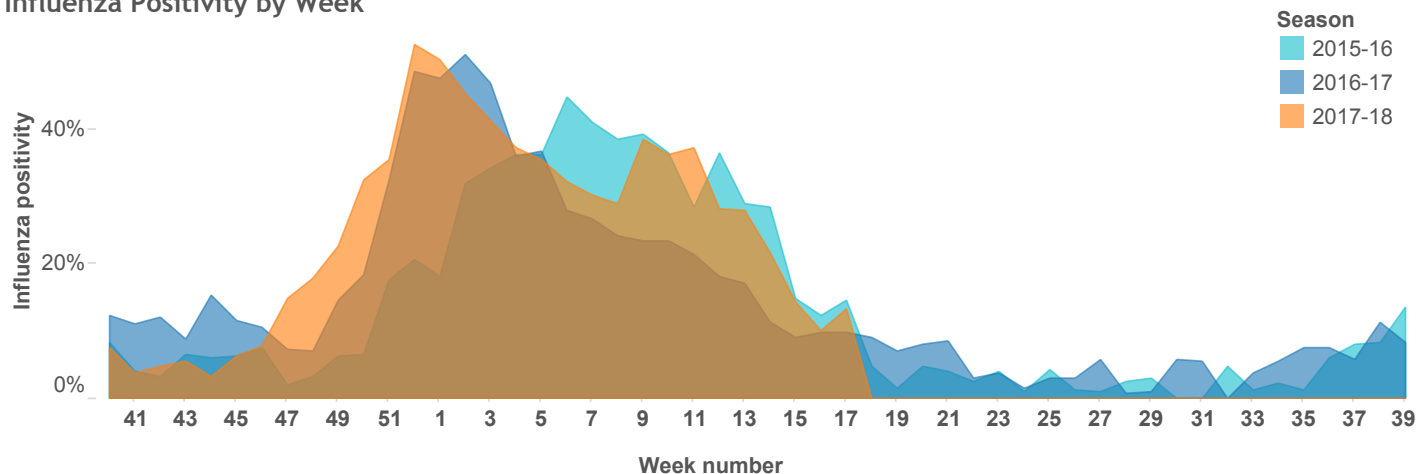
Virus Subtypes (2017-18 Season YTD)



Virus Subtypes (Week 17)



Influenza Positivity by Week



Note: Week 40 corresponds to the first week of October. Data Source: BCCDC Public Health Laboratory; current to May 2, 2018.