

BC Influenza Surveillance

2017 - 2018 Season

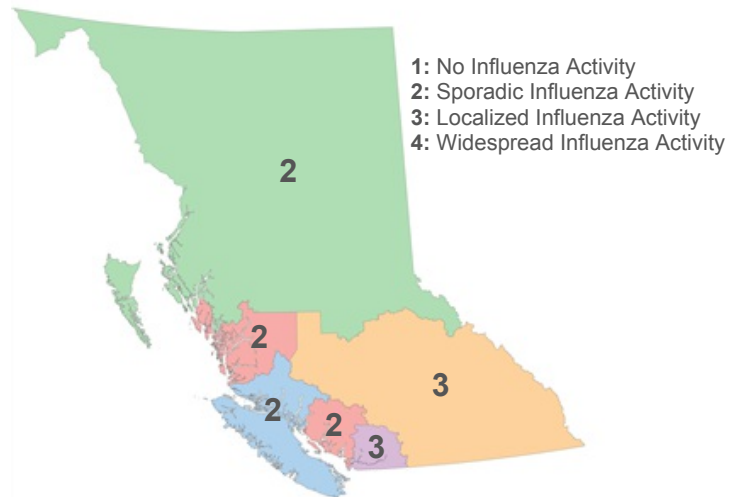
Week 11 (March 11 to March 17, 2018)



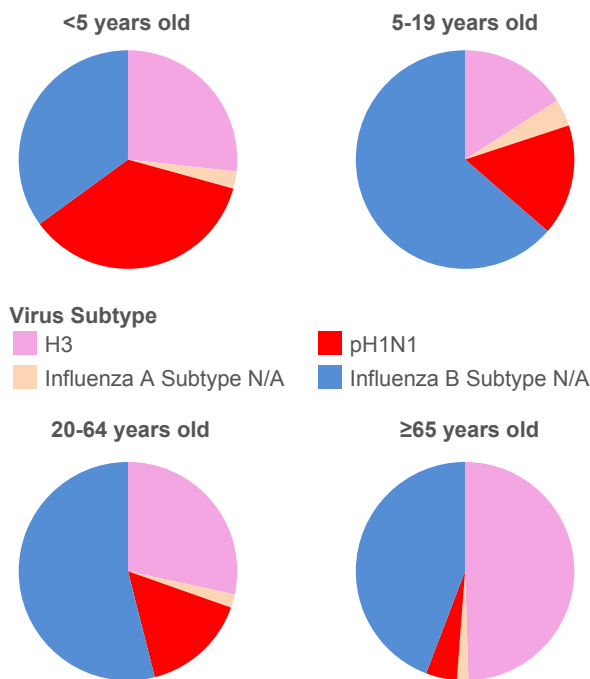
BC Centre for Disease Control
An agency of the Provincial Health Services Authority

- Influenza activity persisted at above seasonal levels in most regions
- Influenza positivity at the BCCDC Public Health Laboratory remained elevated above 35% in week 11
- Influenza B comprised more than half of all influenza detections in week 11 with influenza B positivity rates exceeding 20%
- Among influenza A detections, A(H3N2) remains the dominant subtype; however, A(H1N1)pdm09 has also been detected

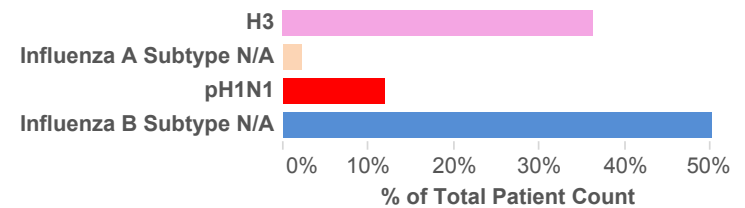
Influenza Activity Level by Health Authority



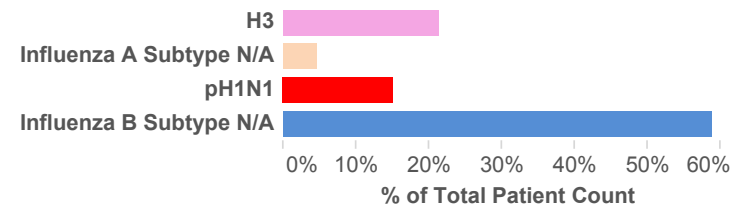
Virus Subtype by Age (2017-18 Season YTD)



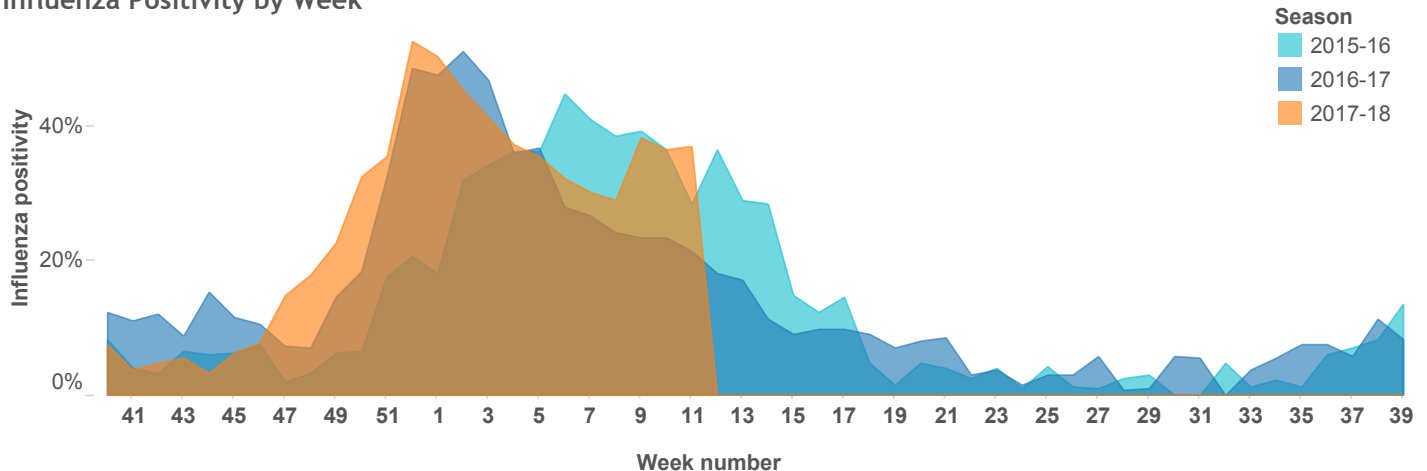
Virus Subtypes (2017-18 Season YTD)



Virus Subtypes (Week 11)



Influenza Positivity by Week



Note: Week 40 corresponds to the first week of October. Data Source: BCCDC Public Health Laboratory; current to March 21, 2018.