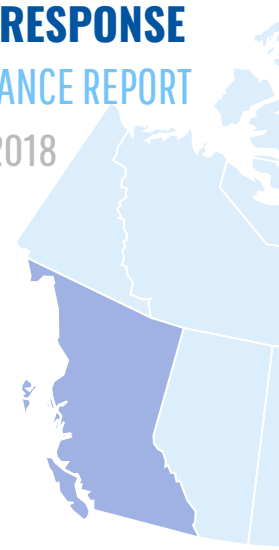
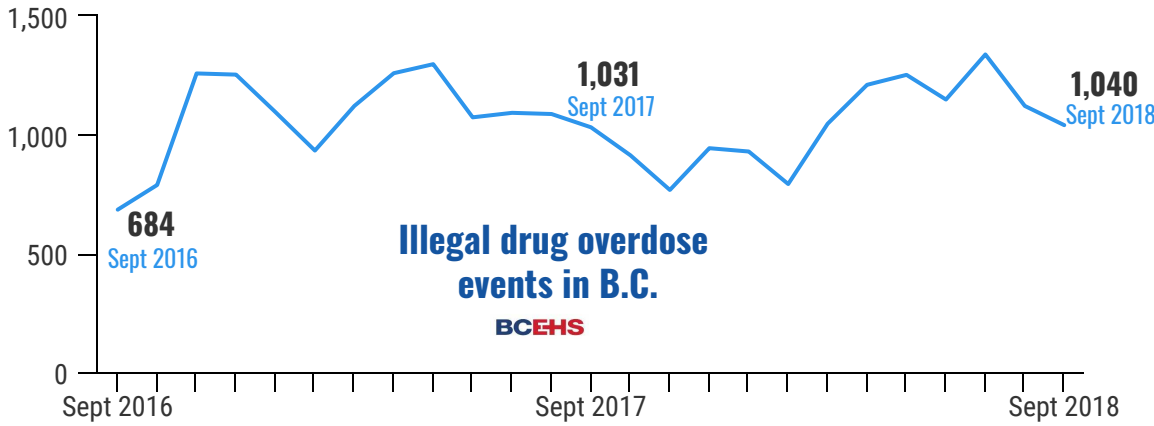


**B.C. OVERDOSE RESPONSE**  
MONTHLY SURVEILLANCE REPORT

OCTOBER 2018



Report includes last reported/available data.

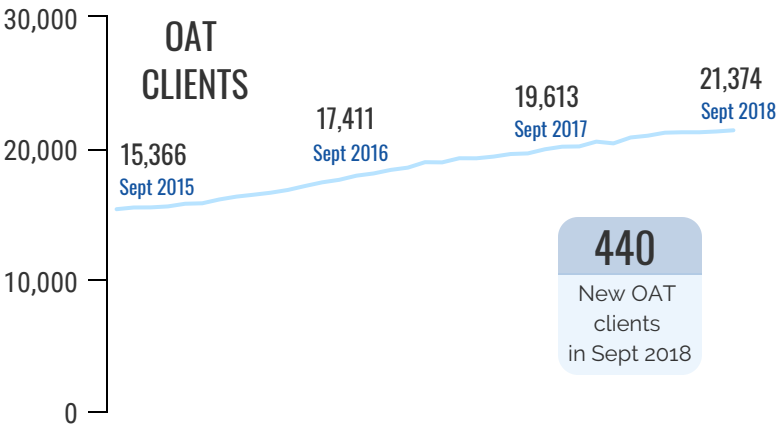


**PROVINCIAL HEALTH SECTOR INTERVENTIONS**



**Treatment**

Opioid Agonist Therapy (OAT)



**Observed Consumption Services**

20

Overdose Prevention Services (OPS) locations in B.C.

11

Supervised Consumption Services (SCS) locations in B.C.


60,194

# of client visits to OPS & SCS locations in September 2018

464

# of overdoses survived at OPS & SCS locations in September 2018

In addition to standalone OPS and Supervised Consumption Services (SCS) sites reported here, there are other forms of overdose prevention services based in a wide range of settings. For example, in the Vancouver Coastal Health region, there are over 25 Overdose Prevention Services sites that are based in housing settings.



**Naloxone**

1,462

Take Home Naloxone (THN) sites in B.C.

Total number of active sites as of September 30th, 2018

4,555

# of THN kits distributed in June 2018

1,705

# of overdose reversals reported in June 2018

543

Facility Overdose Response Box (FORB) sites in B.C.

Total number of active sites as of September 30th, 2018

Clients are defined as having received OAT in a given month based on at least one dispensation. Prescribers are defined in a given month based on at least one dispensation from a prescription they have provided.