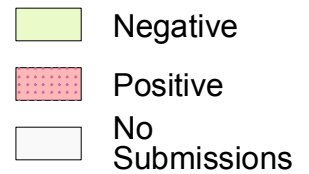


2009 Mosquito Surveillance for West Nile Virus by Health Service Delivery Areas in British Columbia

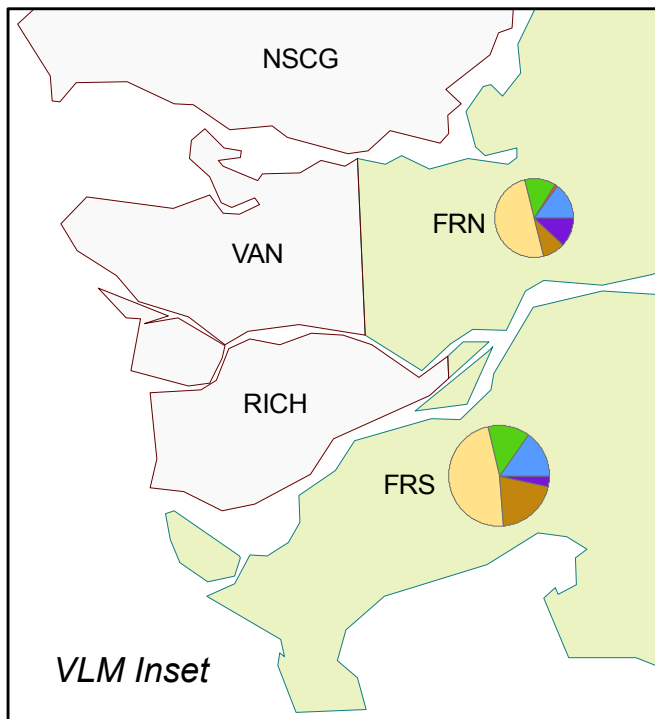

Cumulative Submissions from June 1 - Oct 2, 2009

No. of mosquitoes caught = 181 942

10 *Culex tarsalis* pools from Okanagan HSDA tested positive for WNV



Mosquito Speciation (n = number of mosquitoes)



SUMMARY OF 2009 SURVEILLANCE

HSDA	Aedes	Anoph.	Coqui.	Cx.pipi.	Cx.tars.	Culis	Total
EK	3050	669	9999	93	125	140	14076
KB	2814	571	6815	464	59	1564	12287
OK	29904	1090	8322	861	8430	1463	50070
TCS	0	0	0	0	0	0	0
FRE	43091	834	1461	6147	1015	738	53286
FRN	2166	166	1849	7219	1301	1717	14418
FRS	5440	341	4823	17248	7256	1211	36319
RICH	0	0	0	0	0	0	0
VAN	0	0	0	0	0	0	0
NSCG	0	0	0	0	0	0	0
SVI	15	0	55	187	7	349	613
CVI	39	0	28	143	10	433	653
NVI	0	0	0	0	0	0	0
NW	0	0	0	0	0	0	0
NI	0	0	0	0	0	0	0
NE	0	0	0	0	0	0	0