

## Distribution of Illicit Drug Toxicity Deaths (2020) by Community Health Service Areas

Recently established Community Health Service Areas (CHSA) offer the most granular geographic level at which illicit overdose deaths in British Columbia are released. Illicit overdose deaths are notified by the BC Coroners Service and include all illicit drug overdose<sup>1</sup> deaths in British Columbia (accidental and undetermined) that occurred in 2020. The BC Centre for Disease Control geocoded the data using information that best represents the location<sup>2</sup> of the overdose according to the following algorithm: location of injury, death (if not a medical facility), home (if township of residence is the same as township of injury or death), or death at a medical facility (in this order).

The public release of these data at the Community Health Service Area (CHSA) level meets the BCCDC Policy for Public Release of Aggregate Data. This requires data suppression if the 2020 all-cause mortality count is less than 20 (data provided by BC Vital Statistics). Additional data suppression occurs when the CHSA name is a traditional First Nations name or if the CHSA population is greater than 25% First Nations (data from 2016 Census).

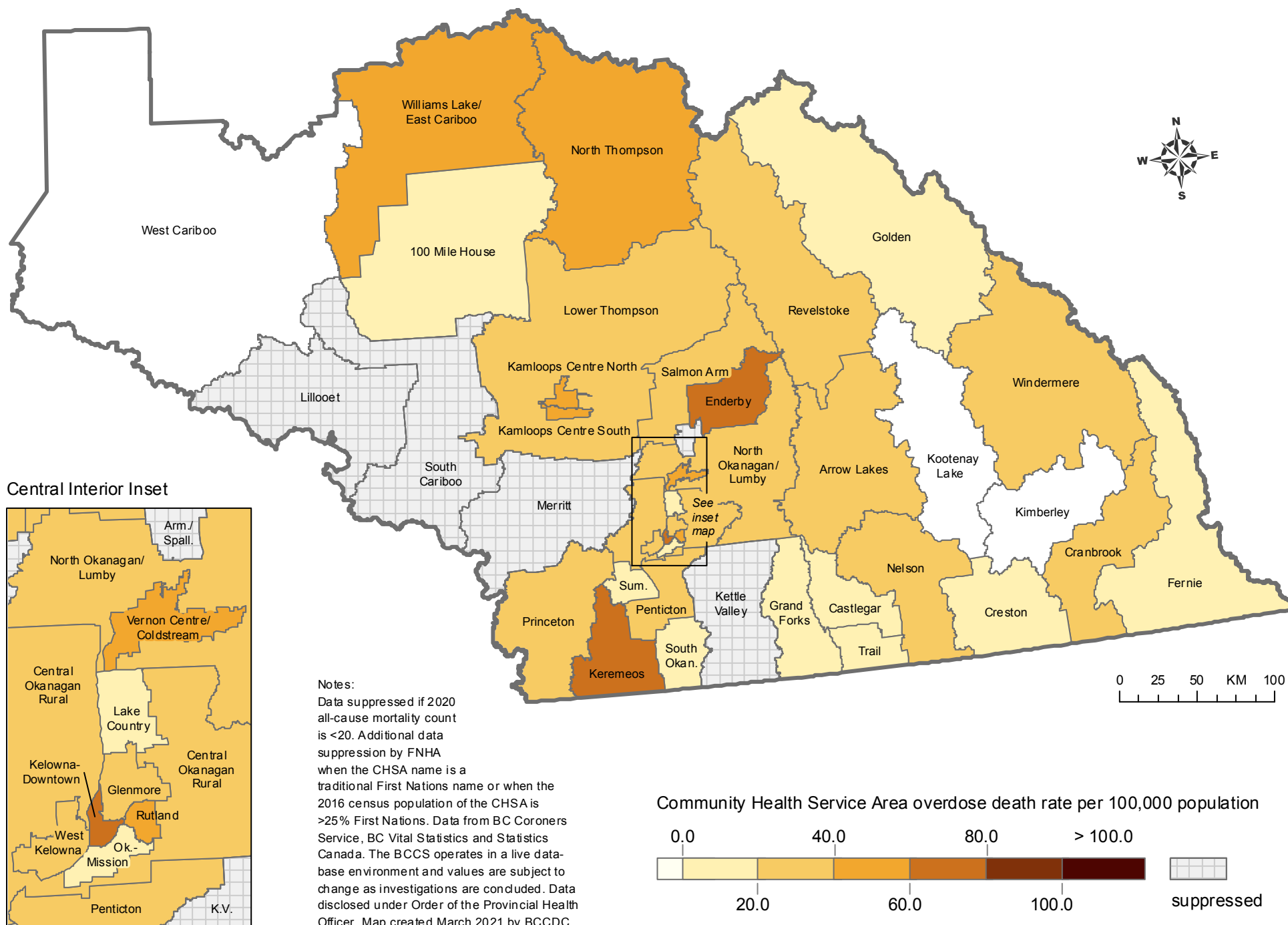
Please note that the BC Coroners Service operates in a live database environment and values are subject to change as investigations are concluded; data may not be directly comparable to previously published counts. Data are collected and disclosed under Order of the Provincial Health Officer.

### Note:

Illicit drug overdose category includes the following:

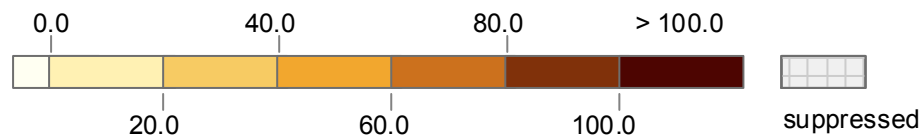
- Street drugs (controlled and illegal drugs: heroin, cocaine, MDMA, methamphetamine, illicit fentanyl, etc.)
- Medications not prescribed to the decedent but obtained/purchased on the street, from unknown sources or where origin of drug not known
- Combinations of the above with prescribed medications

# 2020 Illicit Drug Toxicity Deaths by CHSA in Interior Health

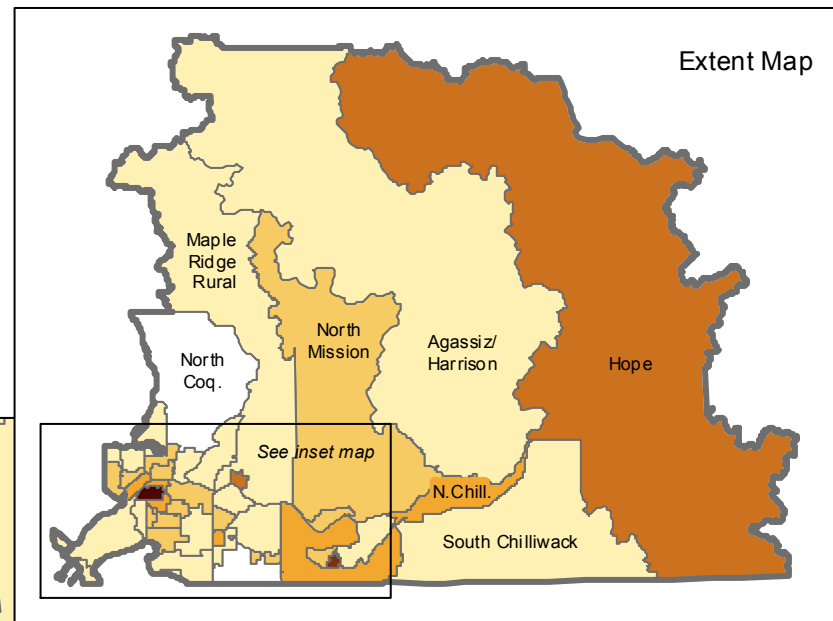


# 2020 Illicit Drug Toxicity Deaths by CHSA in Fraser Health

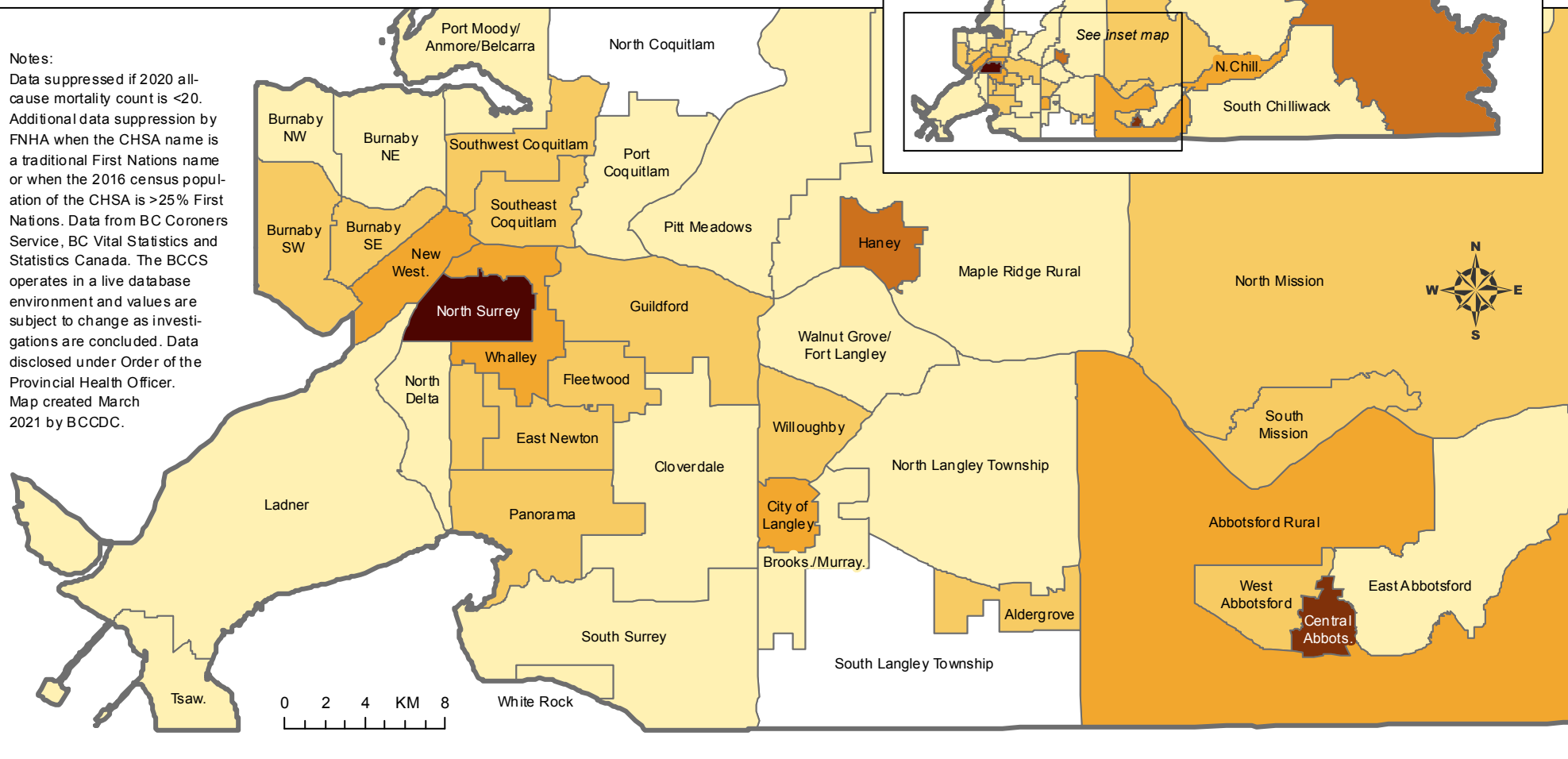
Community Health Service Area overdose death rate per 100,000 population



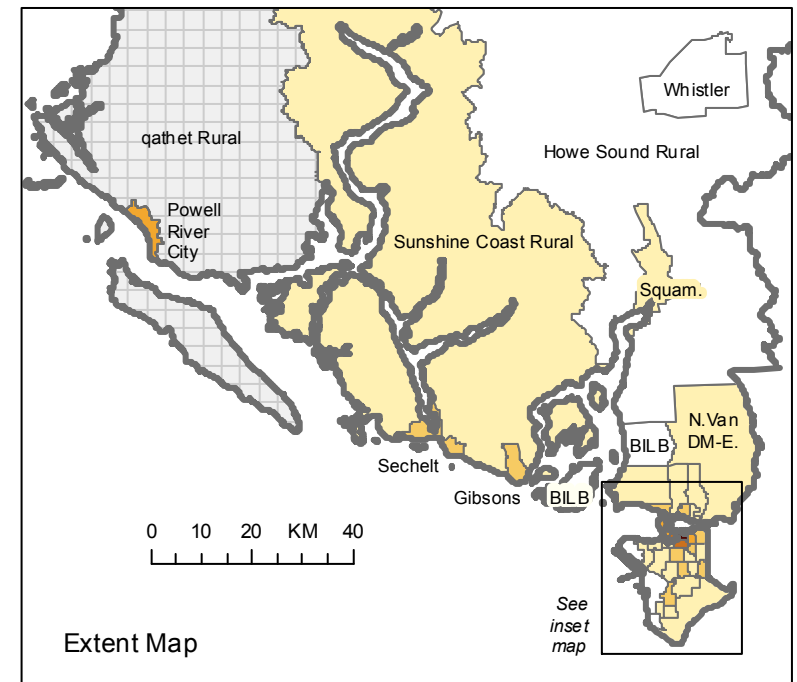
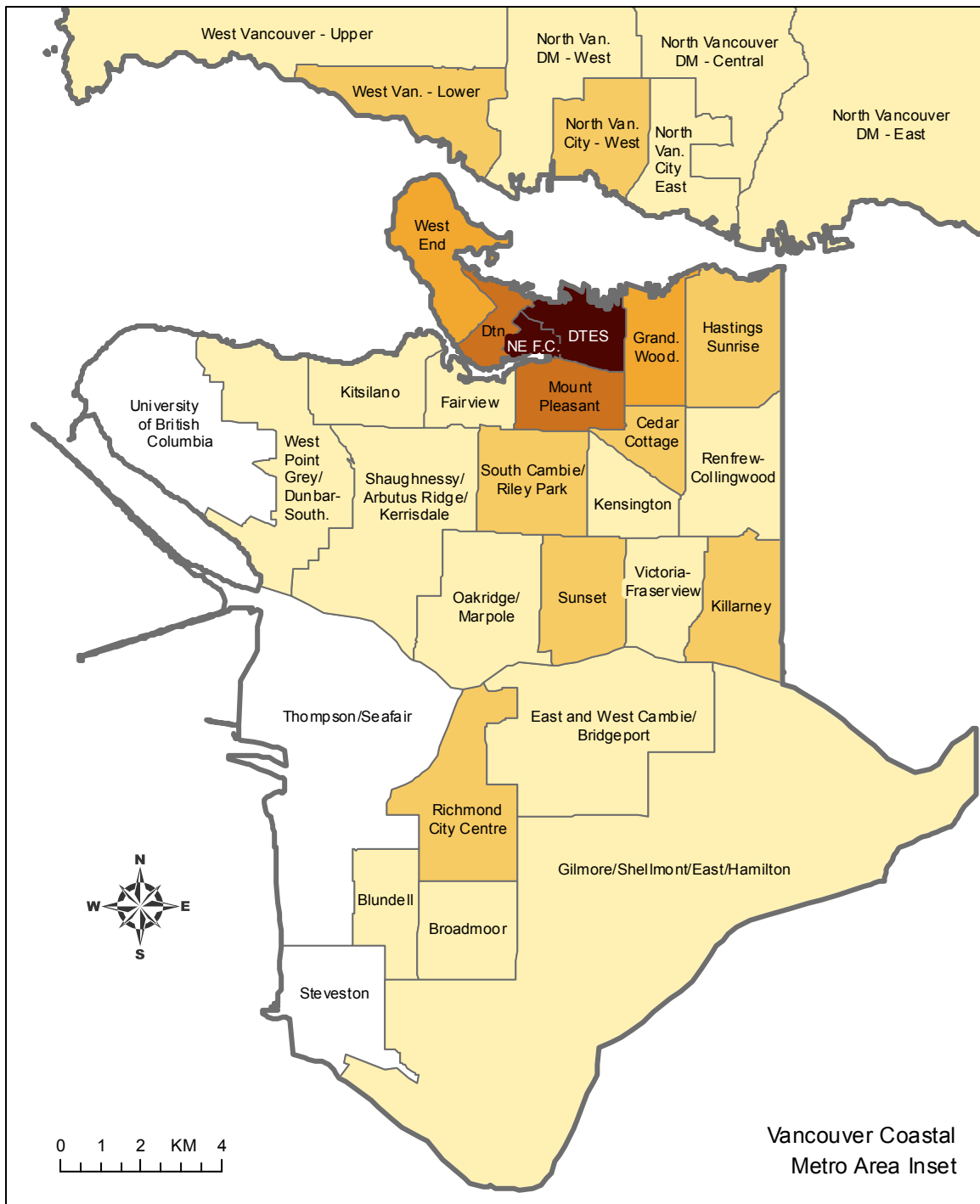
Inset Map



Notes:  
Data suppressed if 2020 all-cause mortality count is <20.  
Additional data suppression by FNHA when the CHSA name is a traditional First Nations name or when the 2016 census population of the CHSA is >25% First Nations. Data from BC Coroners Service, BC Vital Statistics and Statistics Canada. The BCCS operates in a live database environment and values are subject to change as investigations are concluded. Data disclosed under Order of the Provincial Health Officer. Map created March 2021 by BCCDC.



# 2020 Illicit Drug Toxicity Deaths by CHSA in Vancouver Coastal Health



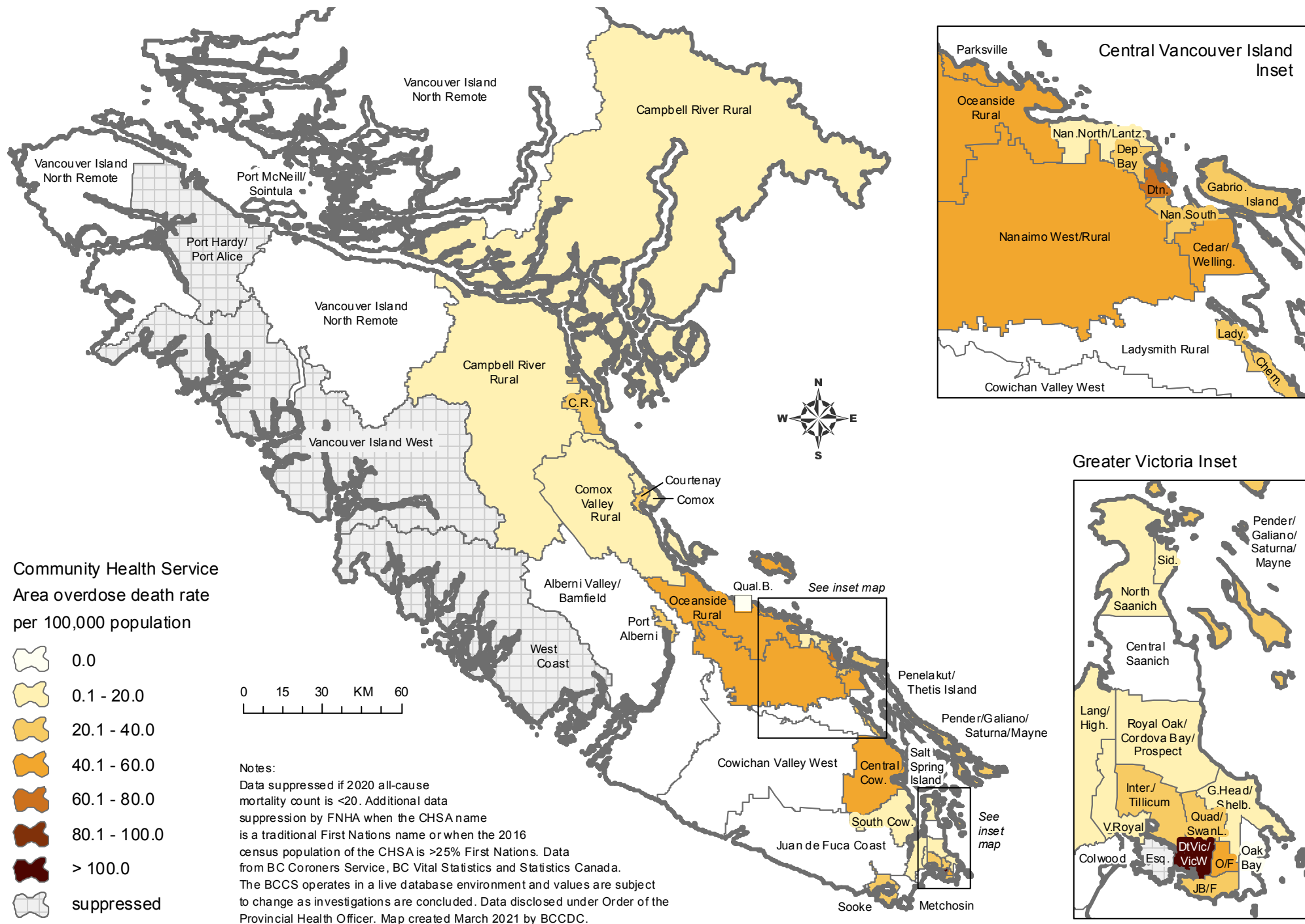
## Community Health Service Area overdose death rate per 100,000 population



Notes:

Data suppressed if 2020 all-cause mortality count is <20. Additional data suppression by FNHA when the CHSA name is a traditional First Nations name or when the 2016 census population of the CHSA is >25% First Nations. Bella Coala Valley and Central Coast CHSAs have zero illicit drug overdose deaths and are not shown on this map (outside of the map extent). Data from BC Coroners Service, BC Vital Statistics and Statistics Canada. The BCCS operates in a live database environment and values are subject to change as investigations are concluded. Data disclosed under Order of the Provincial Health Officer. Map created March 2021 by BCCDC.

# 2020 Illicit Drug Toxicity Deaths by CHSA in Island Health



# 2020 Illicit Drug Toxicity Deaths by CHSA in Northern Health

