

BC Influenza Surveillance

2017 - 2018 Season

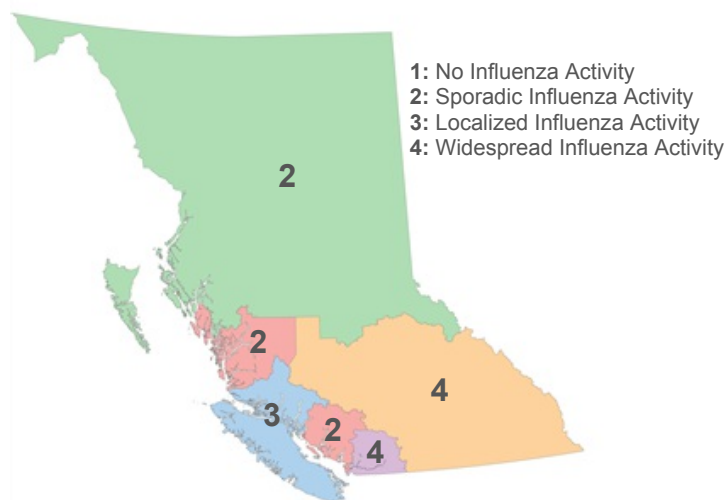
Week 2 (January 7 to January 13, 2018)



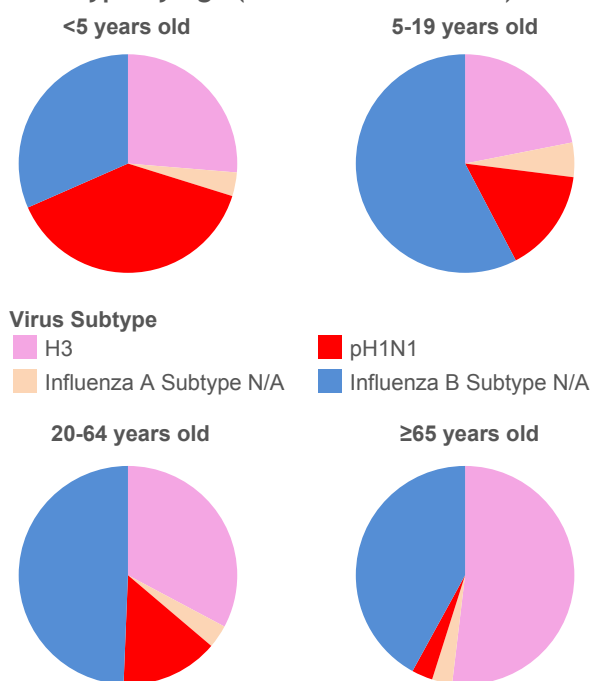
BC Centre for Disease Control
An agency of the Provincial Health Services Authority

- Most surveillance indicators remained stable at elevated levels
- It is not yet possible to determine whether the epidemic has peaked
- Influenza positivity at the BCCDC Public Health Laboratory remained >40% but declined slightly from a peak of >50% in week 52
- An equal mix of influenza types A and B continue to circulate with A(H3N2) remaining the dominant subtype among influenza A detections

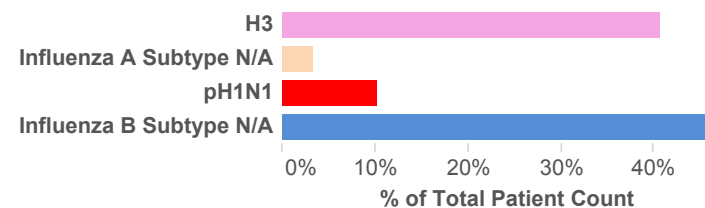
Influenza Activity Level by Health Authority



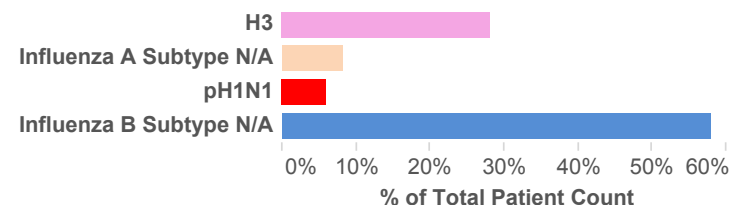
Virus Subtype by Age (2017-18 Season YTD)



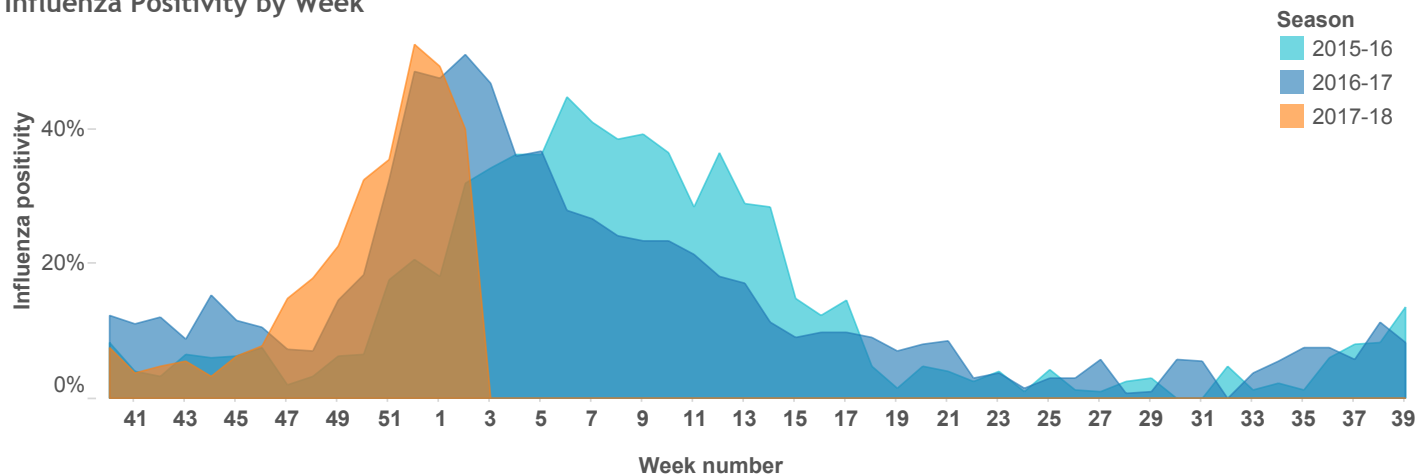
Virus Subtypes (2017-18 Season YTD)



Virus Subtypes (Week 2)



Influenza Positivity by Week



Note: Week 40 corresponds to the first week of October. Data Source: BCCDC Public Health Laboratory; current to January 17, 2018.